

PreK – K ASD (Autism Spectrum Disorder) Circle Time Lesson Plan

Plan (Objective): Using music/songs related to general knowledge themes, students will be exposed to those themes through routine presentation, preparing them to apply learned themes throughout the remainder of the day in various Center time exercises/activities.

Additional Objectives:

- Attending to teacher in a group setting
- Sitting for extended period of time
- Performing job assignments
- Following visual schedule
- Communication development
- Answering name request
- Concepts of print exposure, left to right progression, top to bottom progression
- Alphabet, number and shape recognition
- Exposure to/awareness of the weather
- Instructional theme review – Transportation vehicles

Materials: Microphone, visual schedule to guide students through Circle Time routine, individual visual cards for each student to follow during all theme related music/songs, cassette tape, CD's and player, pointer, calendar, white board, dry erase marker, job chart, transportation vehicles' poster.

Do (Introduction): Check visual schedule; ask students “what is it time for?” and have them point to visual aid card, using HOH (hand-over-hand) assistance if needed, say what it is time for if student is verbal, state what it is time for if student is nonverbal; sing the “Name Song”; ask each child his/her name; wait for response, prompt if needed; say student's name if student is nonverbal. Check visual schedule and Job Chart, have “Kid Counter” count kids in school for the day. Turn visual schedule to “Finger in the Air” (start CD), have students follow directions in song, helping students who need guidance to participate; (stop CD). Discuss Job Chart and what each student will do for the day; remind students what the Circle Time schedule of events/themes will be.

Act/Check (Procedure): Refer to visual Circle Time schedule for each change of general knowledge theme. Hand out individual theme visual cards to each student with each change of theme being addressed. After each theme is sung to/addressed, ask students questions to promote communication/understanding of theme; prompt students as needed to participate; use HOH assistance as needed to help students participate; praise/correct as needed throughout Circle Time. Refer students to job chart when job performance is needed as it relates to Circle Time routine.

Start CD:

- “Days of the Week”- have students point to days of the week on card
- “Months of the Year”- have students point to months of the year on card
- Calendar Helper tells class month (if student isn't verbal, teacher speaks for the students while continually giving student opportunity to make vocalizations/word approximations throughout calendar segment of Circle Time), counts days in the

month so far, says new date, tells day of the week, tells what “tomorrow” will be, recaps whole date with day, month, date and year

Change CD:

- “Weather Song”- have students point to correct picture of the weather on the card, and/or use sign that represents weather element named
- Weather Helper goes to window (with adult if necessary) to identify weather of the day (pictures of the weather that correspond to the pictures on the visual aid cards are adhered to the window to help identify the weather), returns to Circle to tell class what the weather is, draws weather on white board (with assistance if needed)

Change CD:

- “ABC Disco”- have students point to correct letter on card; have students spell name as they point to correct letters on card; use HOH assistance to help nonverbal students point to letters of his/her name while saying letter names, finish by saying students’ names

Change to Cassette:

- “Count My Fingers”- have students point to numbers on card
- “The Shape Song”- have students trace shapes on card

Stop Cassette.

Put up Transportation poster. Review different modes of transportation. Pick students to come to poster and point to transportation vehicles named.

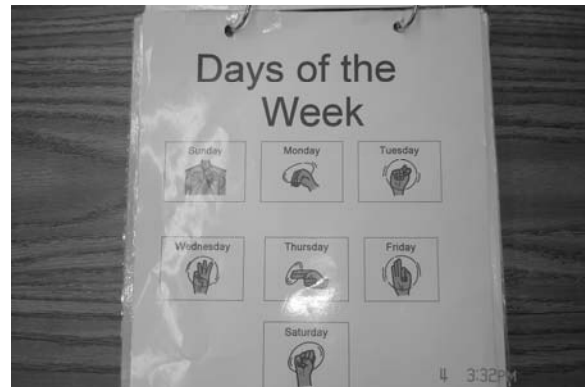
Start CD:


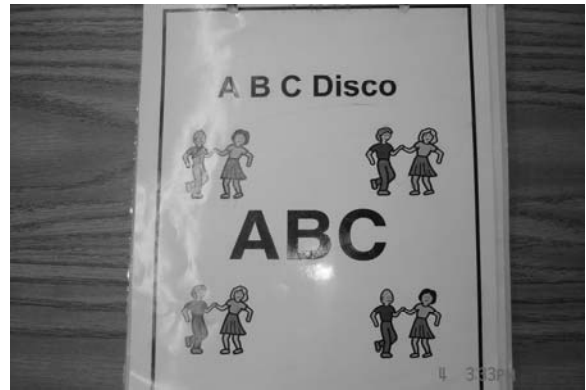
- “Wheels on the Bus”- have students follow directions in song, helping students who need guidance to participate

Stop CD.

Follow Through (Closure): Recap general knowledge themes used in Circle Time; state Transportation theme again; using sign language, motion for “all done”; help students do the same, signaling that Circle Time is “all done”; sing schedule transition song, “It’s Time to Check Your Schedule” and have students check individual schedules to move to Morning Centers.

Circle Time Visual Schedule





Individual Student Visual Schedule

